
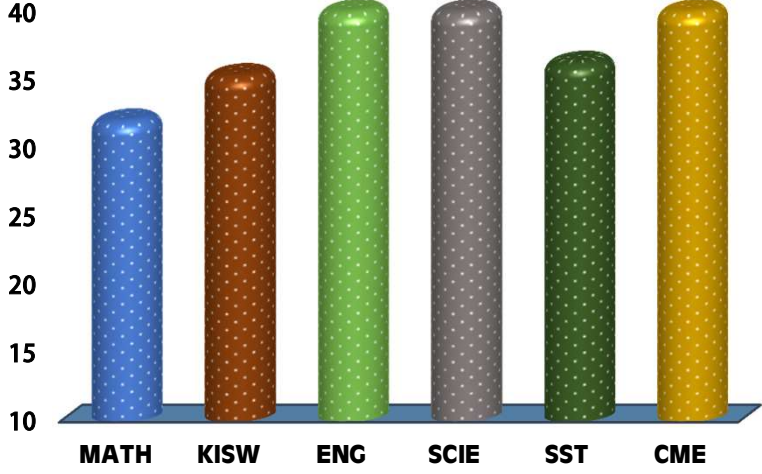


		NEW VISION				
REGION: ARUSHA		SCHOOL AVERAGE:		39.2	DISTRICT: ARUSHA	
SUBJECT AND GRADE PERFORMANCE ANALYSIS						
SUBJECT RANKING						
ENGLISH	44.6	89%	1			
SCIENCE	43.8	88%	2			
CIVIC AND MORAL EDUCATION	43.4	87%	3			
SOCIAL STUDIES	36.2	72%	4			
KISWAHILI	35.3	71%	5			
MATHEMATICS	32.0	64%	6			
SUBJECT GRADE ANALYSIS						
SUBJECT/GRADE	A	B	C	D	F	
MATHEMATICS	8	11	11	2	0	
KISWAHILI	2	26	4	0	0	
ENGLISH	29	3	0	0	0	
SCIENCE	29	3	0	0	0	
SOCIAL STUDIES	7	21	4	0	0	
CIVIC AND MORAL	26	6	0	0	0	
OVERALL GRADE ANALYSIS						
A	12	32		15%		
B	20			25%		
C	0			0%		
D	0			0%		
F	0			0%		
CHART SUBJECT ANALYSIS						
						
BOYS VS GIRLS PERFORMANCE						
		SAT			SAT	TOTAL
		16			16	32
40%			39%			
SEATED		32	100%			
ABSENTEES		0	0%			
PASSED		32	100%			
FAILED		0	0%			

NO	NAME	SEX	MATH		KISW		ENG		SCI		SST		CME		TOTAL	AVG	GRADE	POS
1	EBENEZER ERASTO MALILA	M	47	A	42	A	48	A	48	A	42	A	48	A	275	45.8	A	1
2	MERCY SIMON MBISE	F	45	A	39	B	46	A	46	A	42	A	43	A	261	43.5	A	2.5
3	EBENEZER GOODLUCK MINJA	M	45	A	35	B	46	A	48	A	42	A	45	A	261	43.5	A	2.5
4	JOSEPH DOMINIC MKWIZU	M	44	A	39	B	46	A	47	A	39	B	45	A	260	43.3	A	4.5
5	NATHAN JOHN AMOS	M	42	A	38	B	45	A	45	A	43	A	47	A	260	43.3	A	4.5
6	ESTHER HAMPHREY KADUGA	F	38	B	38	B	44	A	49	A	41	A	49	A	259	43.2	A	6
7	EBENEZA EDIGAR LUSHAKA	M	35	B	39	B	47	A	48	A	46	A	43	A	258	43.0	A	7.5
8	MATHEW OMBENI SAKAFU	M	42	A	42	A	49	A	45	A	37	B	43	A	258	43.0	A	7.5
9	MARTHA OMBENI SAKAFU	F	41	A	36	B	47	A	44	A	40	B	43	A	251	41.8	A	9
10	PURITY WISTON MWOMBeki	F	45	A	39	B	47	A	46	A	30	C	43	A	250	41.7	A	10
11	RYAN OMBENI CHACHA	M	31	B	39	B	44	A	43	A	42	A	48	A	247	41.2	A	11
12	SHALOM DAUDI FARAJA	F	36	B	36	B	48	A	46	A	33	B	46	A	245	40.8	A	12
13	GIFT JASTIN MOSE	M	31	B	37	B	44	A	45	A	40	B	45	A	242	40.3	B	14
14	CHERRYELDER BENSON JOEL	F	31	B	38	B	47	A	41	A	39	B	46	A	242	40.3	B	14
15	SAMIAH ABUFIRI LUBUVA	F	36	B	34	B	48	A	47	A	36	B	40	B	241	40.2	B	15
16	STACY PATRICK SENYE	F	35	B	31	B	47	A	47	A	36	B	44	A	240	40.0	B	16
17	GABRIELLA JOEL SENNY	F	33	B	35	B	44	A	43	A	34	B	43	A	232	38.7	B	17
18	BRYSON ALEX KIVUYO	M	34	B	39	B	40	B	41	A	34	B	43	A	231	38.5	B	20
19	GIDEON AMINIEL LAIZER	M	31	B	37	B	46	A	42	A	32	B	43	A	231	38.5	B	20
20	BRIGHTNESS GONZAGA MUSHI	F	25	C	35	B	47	A	45	A	35	B	44	A	231	38.5	B	20
21	GOODLUCK EMANUEL BENJAMIN	M	28	C	37	B	42	A	42	A	35	B	47	A	231	38.5	B	20
22	ELLYSON ERICK MURO	M	28	C	37	B	48	A	44	A	36	B	33	B	226	37.7	B	22
23	DANIEL GODSON SILAS	M	25	C	29	C	41	A	47	A	36	B	44	A	222	37.0	B	24
24	MARIAM JOSEPH BUKALASA	F	24	C	29	C	44	A	45	A	35	B	45	A	222	37.0	B	24
25	GIDEON OBEDI ZAKAYO	M	23	C	34	B	41	A	40	B	39	B	41	A	218	36.3	B	25

NO	NAME	SEX	MATH		KISW		ENG		SCI		SST		CME		TOTAL	AVG	GRADE	POS
26	HOSIANA LUCAS KIVUYO	F	27	C	33	B	39	B	41	A	33	B	42	A	215	35.8	B	26
27	INGRID PATRICK SENYE	F	22	C	33	B	43	A	41	A	31	B	43	A	213	35.5	B	27
28	JULIETH ZAKARIA NNKO	F	21	C	32	B	44	A	41	A	32	B	40	B	210	35.0	B	28
29	CALEB VINCENT MKALLA	M	29	C	22	C	42	A	42	A	27	C	45	A	207	34.5	B	29
30	TIMOTH GABRIEL MREMA	M	14	D	33	B	43	A	43	A	30	C	40	B	203	33.8	B	30
31	IRENE JOSEPHAT MAYALA	F	14	D	34	B	42	A	31	B	36	B	40	B	197	32.8	B	31
32	LUCRATION EDWIN LUCUMAY	F	22	C	29	C	38	B	38	B	26	C	38	B	191	31.8	B	32